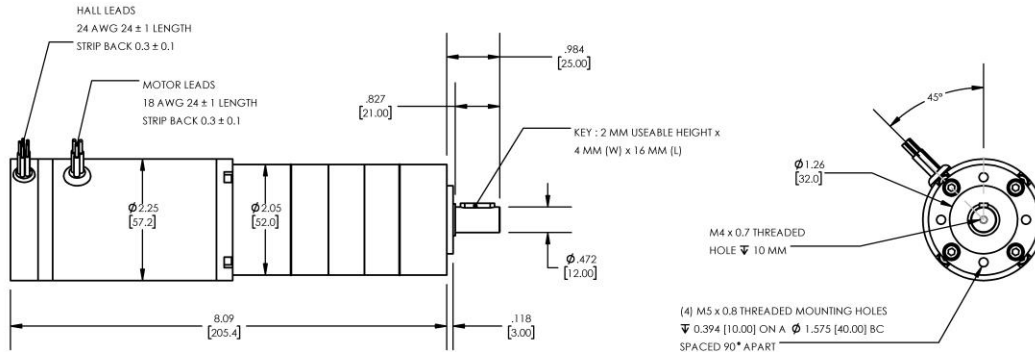
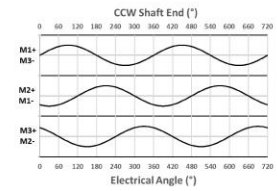
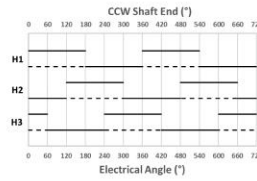


Model Number:
MMP BL58-412L-120V GP52-124

MOTOR LEADS	
LEAD	COLOR
M1	RED
M2	BLACK
M3	WHITE

HALL LEADS	
LEAD	COLOR
H1	BLUE
H2	GREY
H3	VIOLET
VCC	RED
GND	BLACK



DIMENSIONS ARE INCHES [MM] UNLESS OTHERWISE STATED

PLANETARY GEARMOTOR OUTPUT PARAMETERS:	VALUE	UNITS	TOLERANCE
Gearhead Ratio (exact)	123.97 : 1		
Gearhead Shaft Output Speed (at full-load)	27	RPM	MAX
Gearmotor Rated Continuous Torque	369	In-Lbs	MAX
Gearmotor Rated Peak Torque	443++	In-Lbs	----
Gearhead Standard Backlash	48	Arc Minutes	MAX
Gearhead Efficiency	70%	----	----
Output Shaft Radial Load Capacity	102	Lbs	MAX
Output Shaft Axial Load Capacity	34	Lbs	MAX
Gearmotor Total Weight	3.9	Lbs	MAX

++ All Peak Torque values are dependent upon duty. Contact our sales office for details.

DC MOTOR PERFORMANCE PARAMETERS:	VALUE	UNITS	TOLERANCE
Rated DC Voltage	120	DC VOLTS	----
Rated Continuous Current	2.1	AMPERES	----
No-Load Speed	4743	RPM	MAX
Rated Speed	3339	RPM	+/- 15%
Rated Continuous Power Out	169	WATTS	+/- 15%
Rated Continuous Torque	68	OZ-IN	----
Peak Torque (motor only)	164	OZ-IN	----
No-Load Current	0.14	AMPERES	MAX
Back EMF Constant (Ke)	25.3	V/KRPM	+/- 10%
Torque Constant (Kt)	34.2	OZ-IN/AMP	+/- 10%
DC Armature Resistance	16.65	OHMS	+/- 15%
Armature Inductance	9.99	mH	+/- 15%
Armature temperature	155	DEG. C	MAX

NOTES:

- ENCODER & BRAKE OPTIONS AVAILABLE – [FOLLOW THIS LINK FOR DETAILS](#)
- NEMA MOUNTING FLANGE OPTION AVAILABLE – [FOLLOW THIS LINK FOR DETAILS](#)

MIDWEST MOTION PRODUCTS, INC
DESIGN, MANUFACTURING & DISTRIBUTION - MOTION CONTROL EQUIPMENT
www.midwestmotion.com

 email: sales@midwestmotion.com